



Restroom Cleaning Program

MIRRORS & SINKS

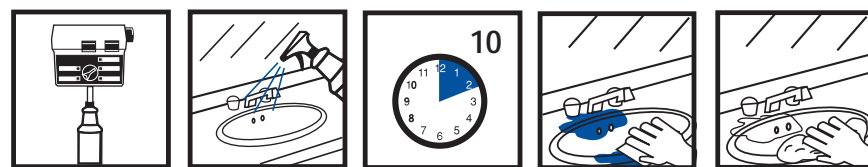


MIRRORS



1. **MIX**
 2. **SPRAY**
 3. **WIPE**
1. **DILUTE:** Mix FULLSPARKLE WINDOW CLEANER according to label instructions.
 2. **SPRAY** on sparingly using a fine to medium spray.
 3. **WIPE** immediately with a clean soft cloth or paper towel in both directions.

SINKS & FAUCETS

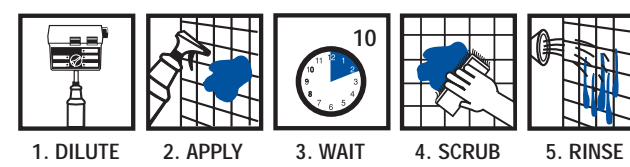


1. **DILUTE:** Mix FULLSAN according to label directions.
2. **SPRAY** on sparingly using a fine to medium spray.
3. **WAIT:** Let stand for 10 minutes.
4. **SCRUB:** surfaces with scrub sponge cloth.
5. **RINSE** thoroughly and let air dry or wipe down.
6. **AS NEEDED:** Use SPRAY 'n DISSOLVE according to directions to remove lime deposits and rust build up on sinks, chrome fixtures and faucets.
7. **RINSE** thoroughly – wipe down.

TILE SURFACES, FLOORS AND WALLS




TILE SURFACES



1. **DILUTE:** Mix FULLSAN according to product label.
2. **APPLY** solution to tile surfaces, wetting surfaces thoroughly.
3. **WAIT:** Let stand 10 minutes.
4. **SCRUB** surfaces with brush and scrub sponge cloth.
5. **RINSE** thoroughly, air dry or wipe down.

FLOORS



1. **DILUTE:** Mix FULLSAN according to product label.
 2. **APPLY** solution to floors, wetting surfaces thoroughly.
 3. **WAIT:** Let stand for 10 minutes.
 4. **DAMP MOP** floor with FULLSAN and cool water using a mop, pail and wringer. Let air dry.
 5. **AS NEEDED:** Scrub floor and grout with deck brush, or 175 RPM swing buffer or scrubber with brush, rinse and let air dry.
- For extra heavy buildup follow "Weekly (FULLPOWER)" instructions under Showers and Locker rooms.

TOILETS AND URINALS



TOILETS AND URINALS

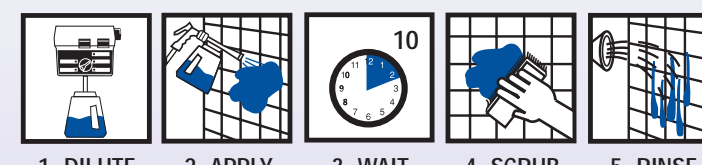


1. **DILUTE:** Mix FULLSAN according to label directions.
 2. **APPLY:** Spray all exposed surfaces of toilet or urinal.
 3. **WAIT:** Let stand for 10 minutes.
 4. **SCRUB:** Brush surfaces thoroughly. Wipe down using scrub sponge cloth. Be sure to clean the flush valve.
 5. **RINSE** surfaces and flush.
 6. **WIPE** down or dry toilet seat with towel.
- Weekly or as needed - use PORCELAIN AND TILE CLEANER to remove rust stains and lime deposits inside urinals, toilets and chrome fixtures.
For extra heavy build-up of rust and lime deposits apply 3 WAY CLEANER/DESCALER inside urinals and toilet bowls only, clean with a swab and flush.

SHOWER AND LOCKER ROOMS

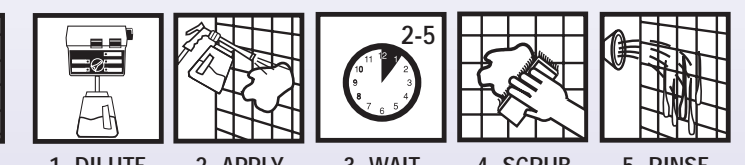


DAILY (Fullsan)



1. **DILUTE:** Mix FULLSAN according to label directions.
2. **APPLY** solution to tile surfaces using a pump up sprayer, foam gun with fan spray. For large areas apply with SPEED CLEAN unit and fan spray.
3. **WAIT:** Let stand for 10 minutes.
4. **SCRUB** clean surfaces with brush and scrub sponge cloth.
5. **RINSE**
6. **REAPPLY FULLSAN** on all surfaces of shower room and let air dry.

WEEKLY (Fullpower)



1. **DILUTE:** Mix FULLPOWER according to label directions.
 2. **APPLY** solution using foam gun or SPEED CLEAN unit.
 3. **WAIT** 2 to 5 minutes for cleaner to work.
 4. **SCRUB:** with deck scrub and scrub sponge cloth.
 5. **RINSE**
 6. **REAPPLY FULLSAN** on all surfaces of shower room and let air dry.
- For extra heavy buildup of rust stains and lime deposits apply SPRAY 'n DISSOLVE or PORCELAIN AND TILE CLEANER, wait 10 minutes, scrub with a scrub sponge cloth, rinse and let air dry.



Distributed By:

MSDS Fax Retrieval: **800-551-0101**
 CHEMTREC Day or Night: **800-424-9300**
 TECH HOTLINE:
800-810-4829